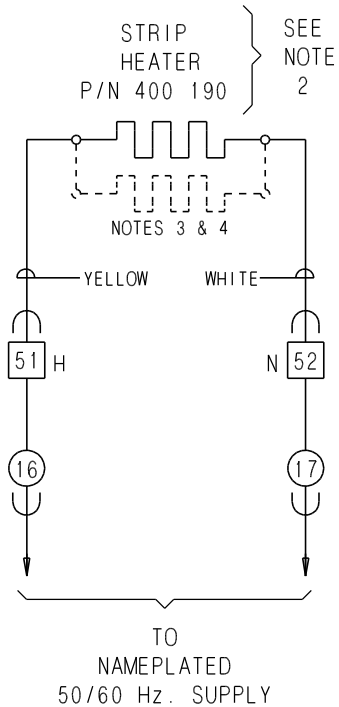
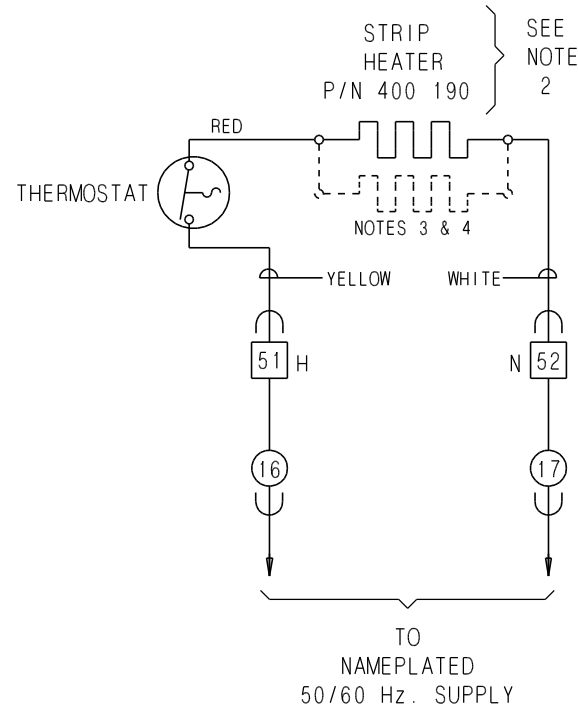


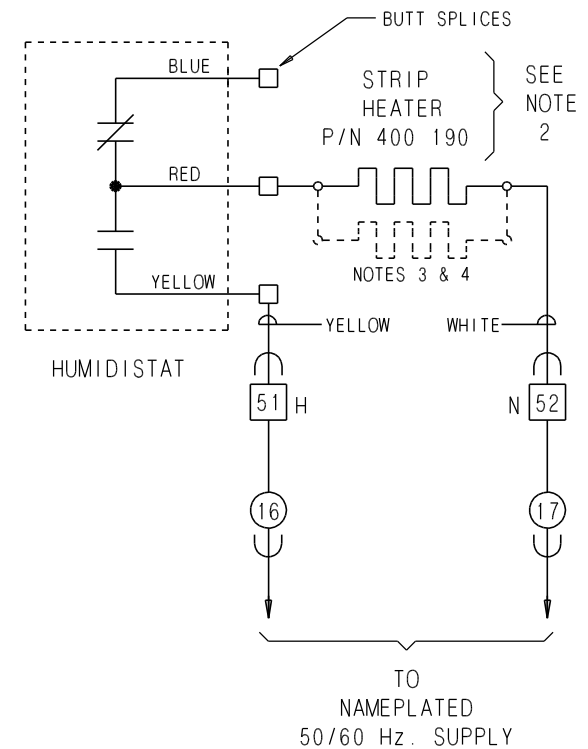
MOD. 19-
STRIP HEATER



MOD. 20- HEATER
& THERMOSTAT



MOD. 20A-HEATER
& HUMIDISTAT



NOTES:

1. SEE ENGINE CONTROLLER SCHEMATIC DIAGRAM FOR CONTROLLER DETAILS.
2. STRIP HEATERS RATED 150 WATTS AT 230 V.A.C. FACTORY CONNECTED IN CONTROLLER TO INTERNAL 115 V.A.C. SOURCE TO YIELD 37.5 WATTS.
3. FOR 220 THRU 240 VAC CONTROLLERS, TWO STRIP HEATERS ARE FACTORY WIRED IN SERIES WHICH YIELDS 75 WATTS.
4. WHEN A BASE CABINET IS SUPPLIED, AN ADDITIONAL HEATER(S) IS MOUNTED INSIDE.

